

Isolation/detection of influenza virus B (Total) by prefecture, 2015/16

(Infectious Agents Surveillance Report: Data based on the reports received before September 2, 2016 from public health institutes)

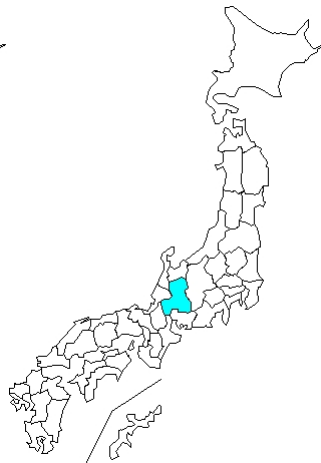


Infectious Agents Surveillance Report

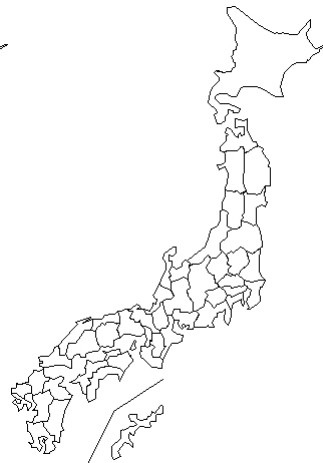
Reports of detection



36W
(08/31-09/06)
1 case



37W
(09/07-09/13)
1 case

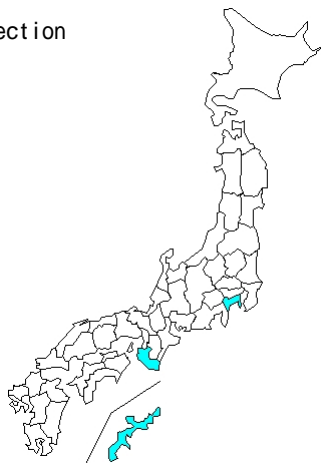


38W
(09/14-09/20)
no case



39W
(09/21-09/27)
1 case

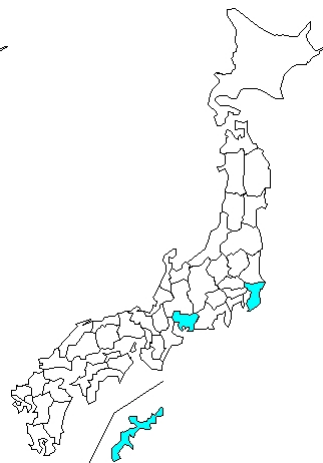
Reports of detection



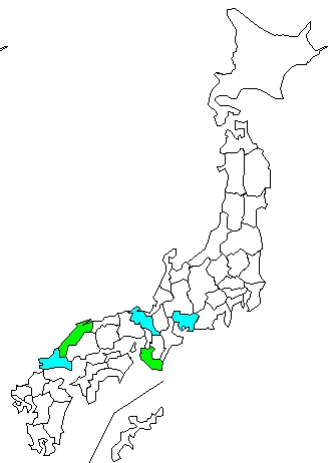
40W
(09/28-10/04)
3 cases



41W
(10/05-10/11)
2 cases

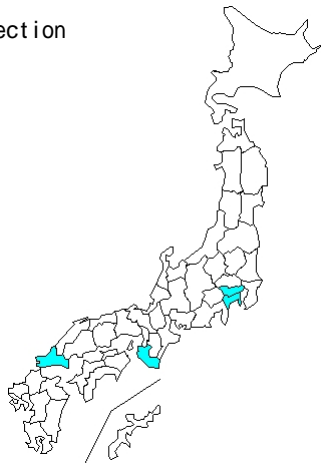


42W
(10/12-10/18)
3 cases

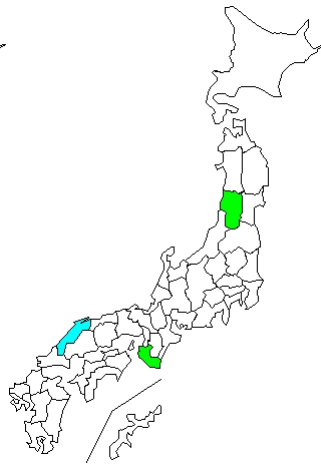


43W
(10/19-10/25)
10 cases

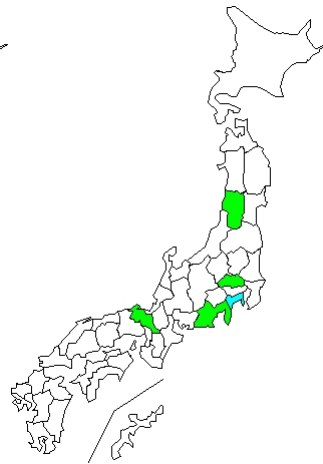
Reports of detection



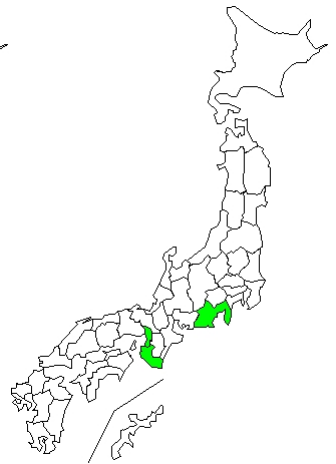
44W
(10/26-11/01)
4 cases



45W
(11/02-11/08)
5 cases



46W
(11/09-11/15)
15 cases



47W
(11/16-11/22)
9 cases

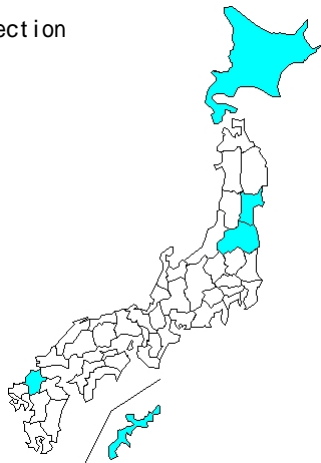
Isolation/detection of influenza virus B (Total) by prefecture, 2015/16

(Infectious Agents Surveillance Report: Data based on the reports received before September 2, 2016 from public health institutes)

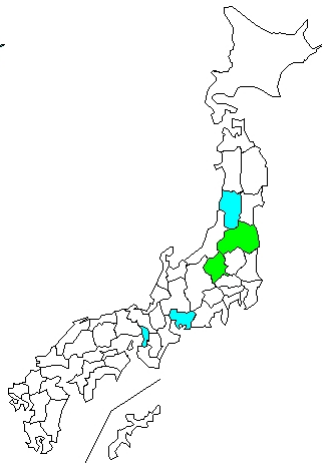


Infectious Agents Surveillance Report

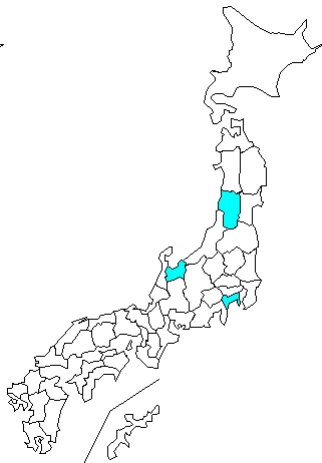
Reports of detection



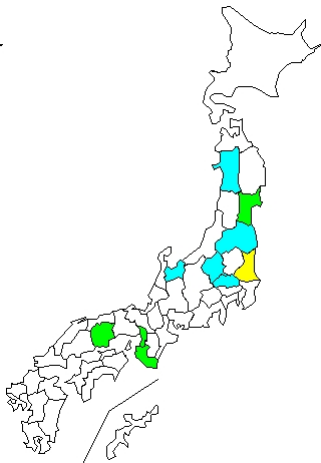
48W
(11/23-11/29)
5 cases



49W
(11/30-12/06)
9 cases

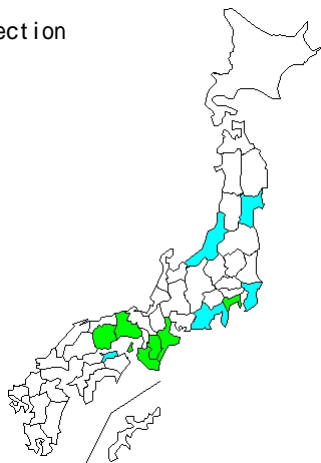


50W
(12/07-12/13)
3 cases

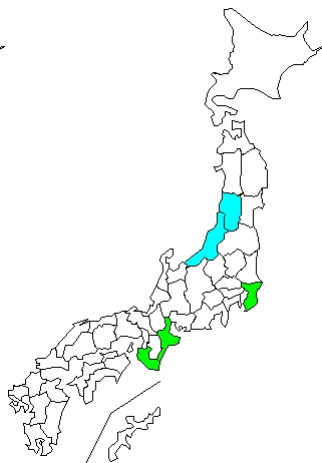


51W
(12/14-12/20)
19 cases

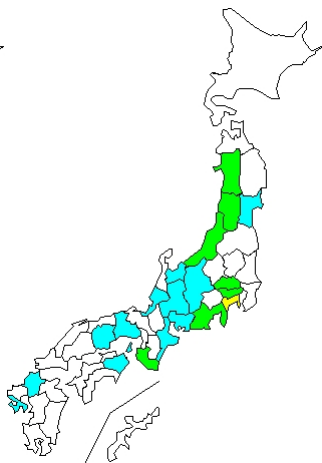
Reports of detection



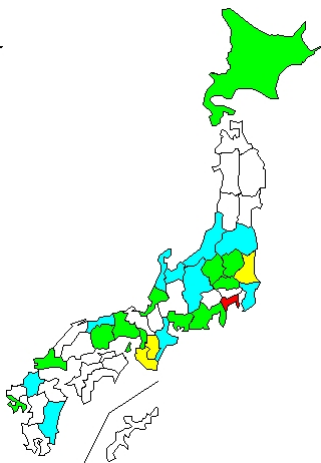
52W
(12/21-12/27)
19 cases



53W
(12/28-01/03)
11 cases

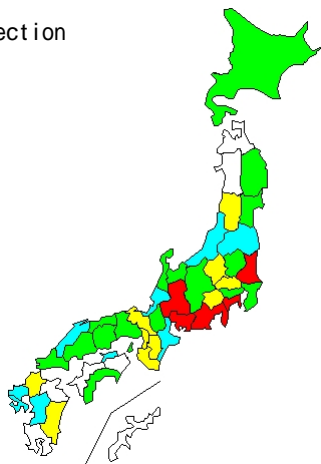


1W
(01/04-01/10)
39 cases

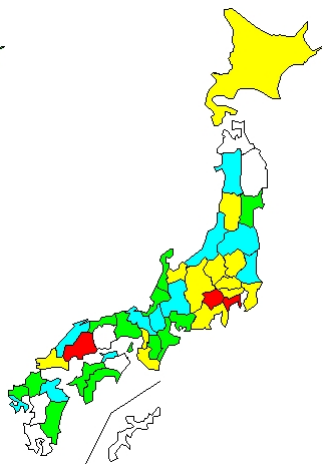


2W
(01/11-01/17)
83 cases

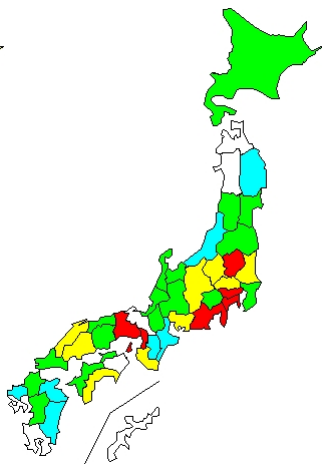
Reports of detection



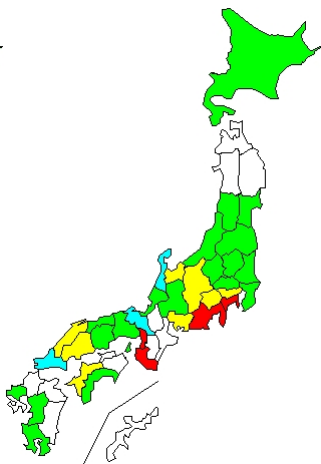
3W
(01/18-01/24)
252 cases



4W
(01/25-01/31)
206 cases



5W
(02/01-02/07)
252 cases



6W
(02/08-02/14)
176 cases

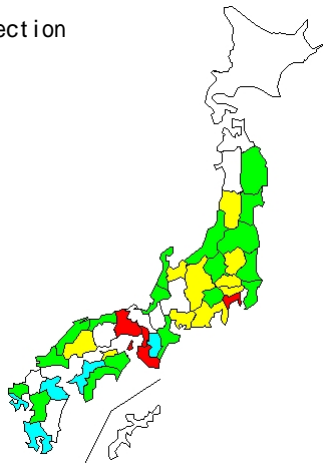
Isolation/detection of influenza virus B (Total) by prefecture, 2015/16

(Infectious Agents Surveillance Report: Data based on the reports received before September 2, 2016 from public health institutes)

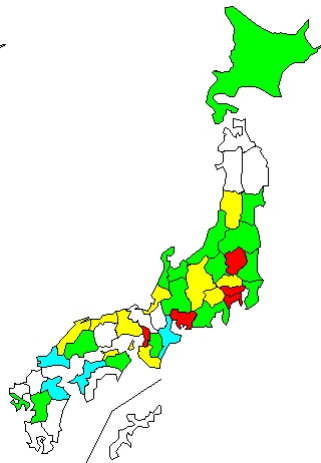


Infectious Agents Surveillance Report

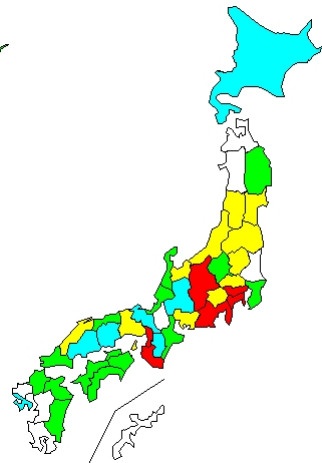
Reports of detection



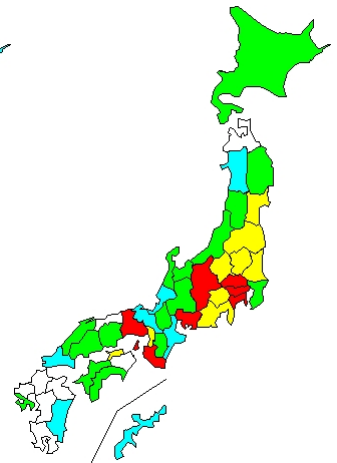
7W
(02/15-02/21)
197 cases



8W
(02/22-02/28)
197 cases

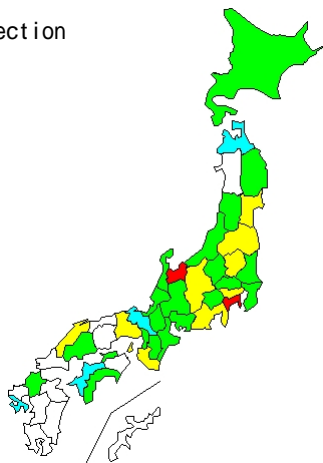


9W
(02/29-03/06)
247 cases

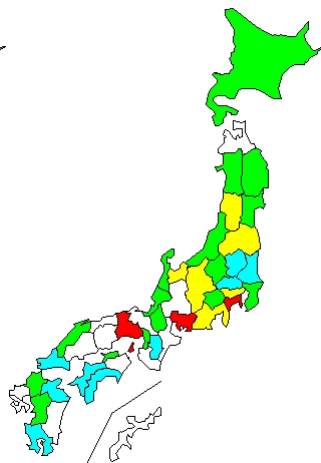


10W
(03/07-03/13)
220 cases

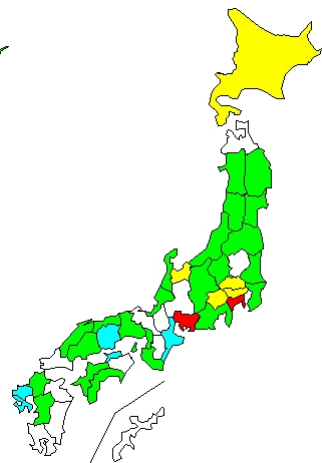
Reports of detection



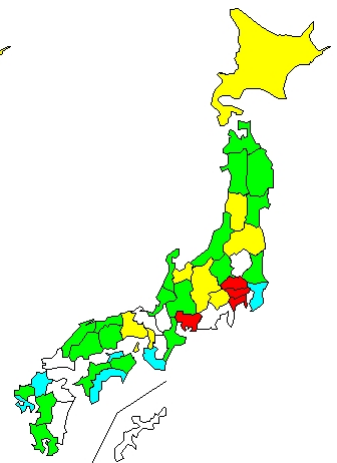
11W
(03/14-03/20)
188 cases



12W
(03/21-03/27)
145 cases

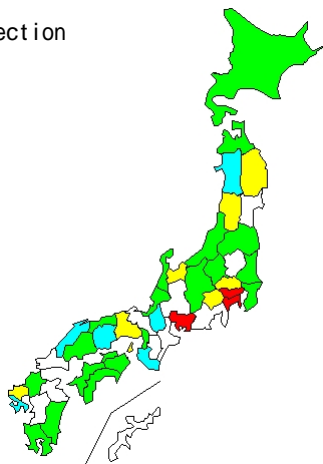


13W
(03/28-04/03)
142 cases

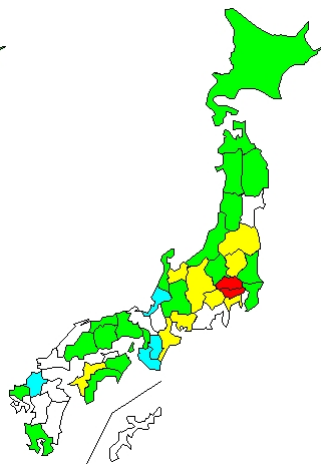


14W
(04/04-04/10)
194 cases

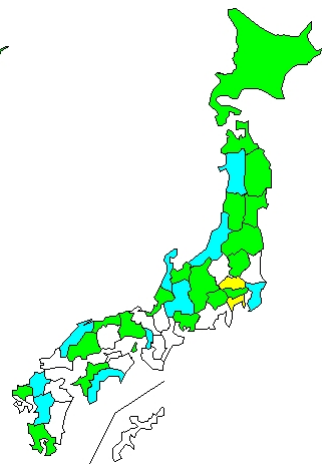
Reports of detection



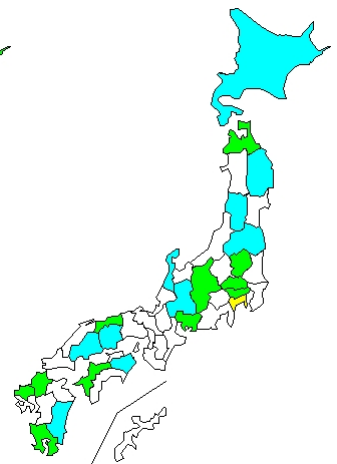
15W
(04/11-04/17)
161 cases



16W
(04/18-04/24)
175 cases



17W
(04/25-05/01)
82 cases



18W
(05/02-05/08)
42 cases

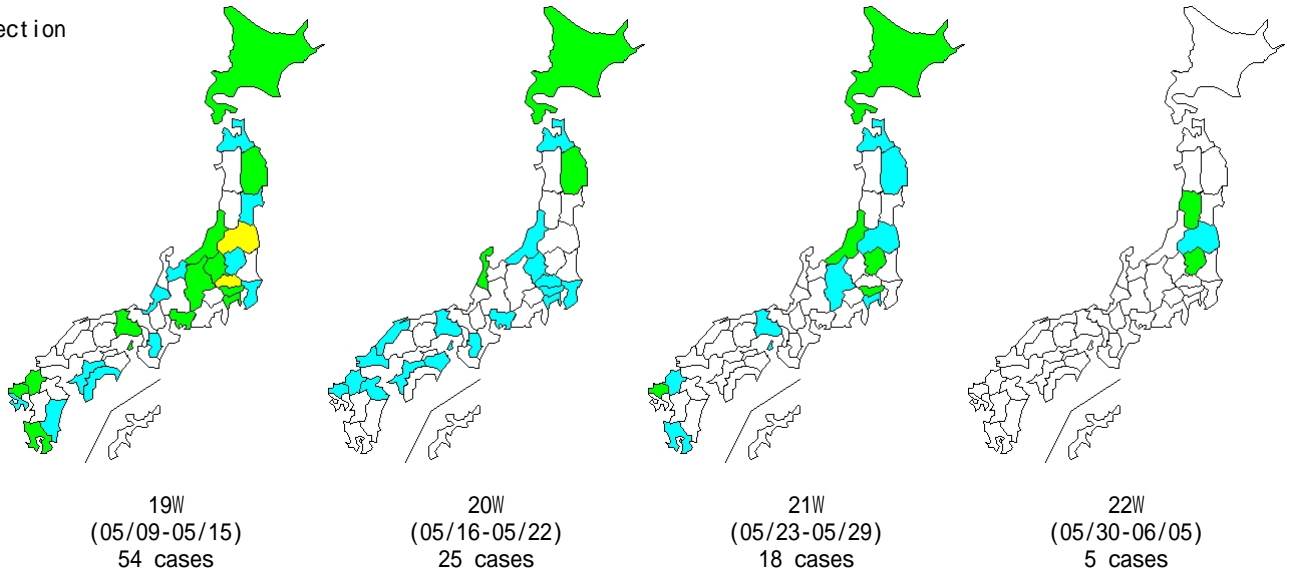
Isolation/detection of influenza virus B (Total) by prefecture, 2015/16

(Infectious Agents Surveillance Report: Data based on the reports received before September 2, 2016 from public health institutes)

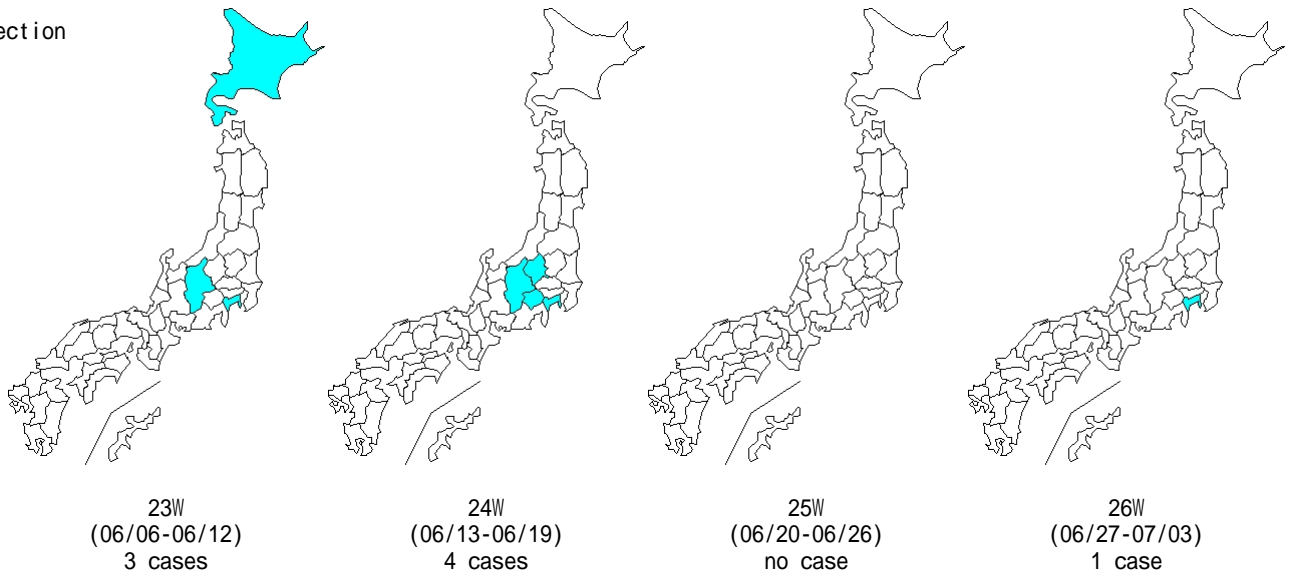


Infectious Agents Surveillance Report

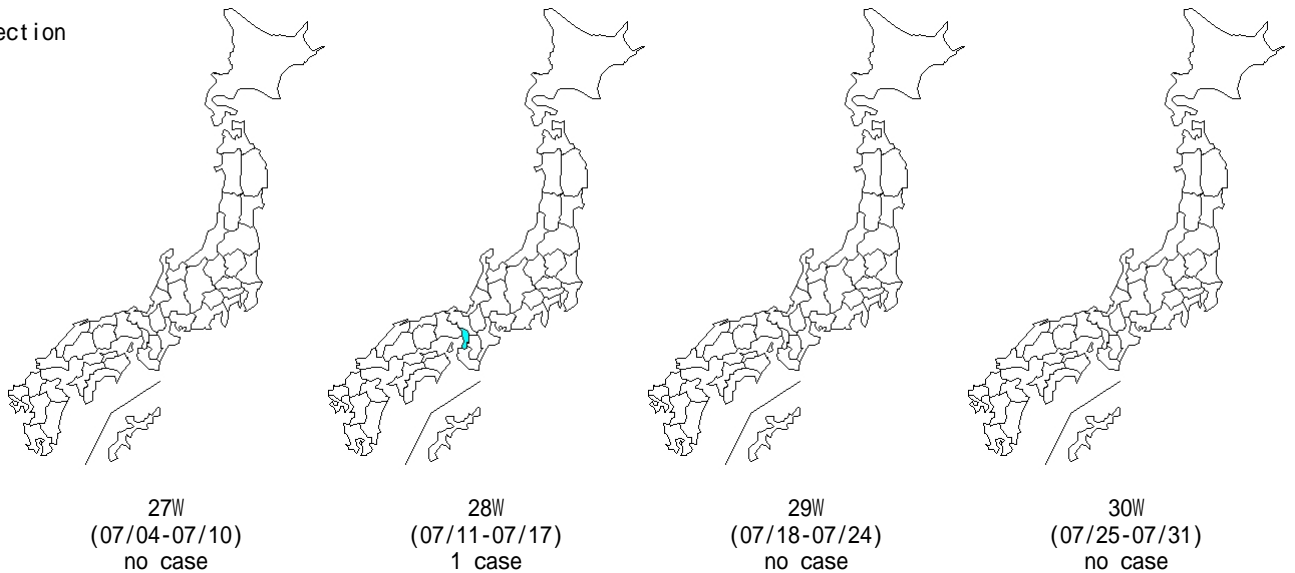
Reports of detection



Reports of detection



Reports of detection



Isolation/detection of influenza virus B (Total) by prefecture, 2015/16

(Infectious Agents Surveillance Report: Data based on the reports received before September 2, 2016 from public health institutes)



Infectious Agents Surveillance Report

Reports of detection



31W
(08/01-08/07)
no case



32W
(08/08-08/14)
no case



33W
(08/15-08/21)
no case



34W
(08/22-08/28)
no case

Reports of detection



35W
(08/29-09/04)
no case