

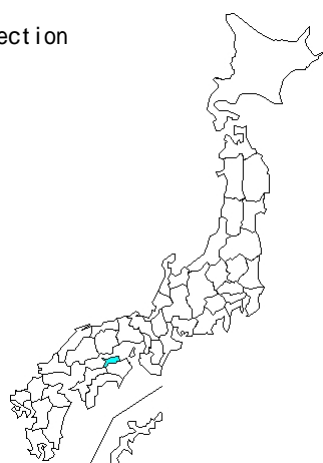
# Isolation/detection of enterovirus 71 by prefecture, 2013

(Infectious Agents Surveillance Report: Data based on the reports received before December 27, 2013 from public health institutes)

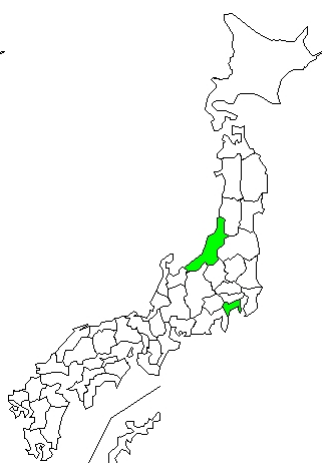
**IASR**

*Infectious Agents Surveillance Report*

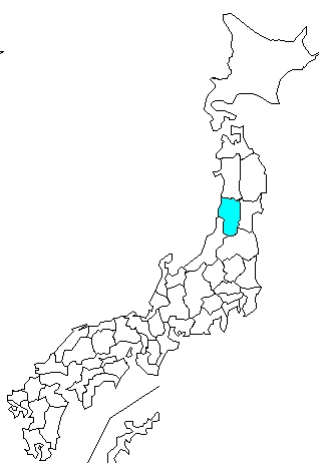
Reports of detection



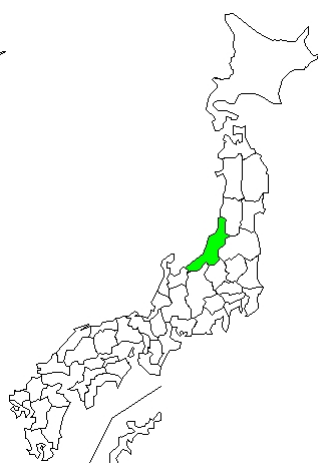
1W  
(12/31-01/06)  
1 case



2W  
(01/07-01/13)  
4 cases

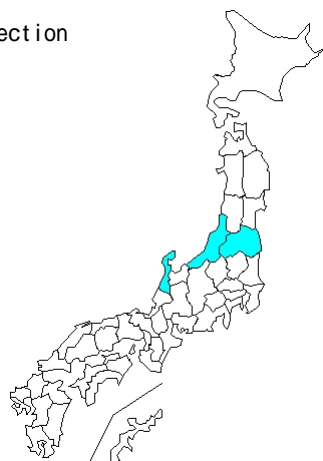


3W  
(01/14-01/20)  
1 case

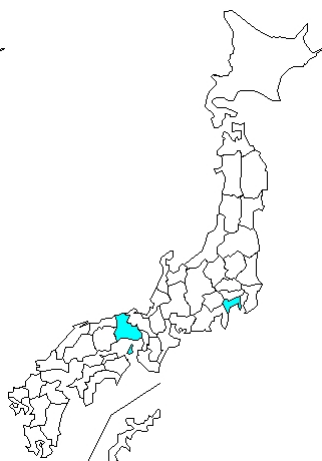


4W  
(01/21-01/27)  
2 cases

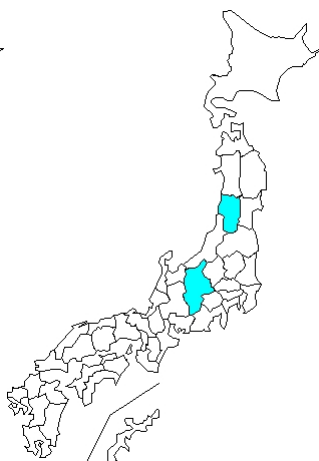
Reports of detection



5W  
(01/28-02/03)  
3 cases



6W  
(02/04-02/10)  
2 cases

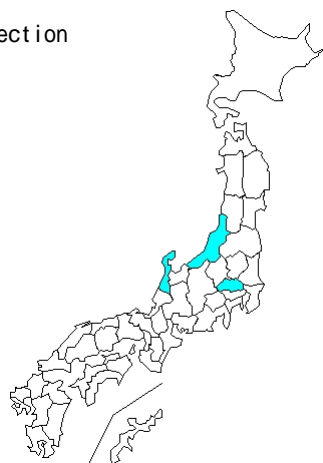


7W  
(02/11-02/17)  
2 cases

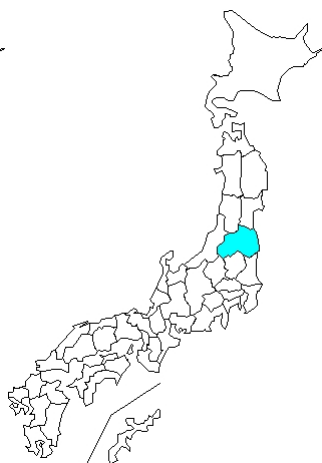


8W  
(02/18-02/24)  
3 cases

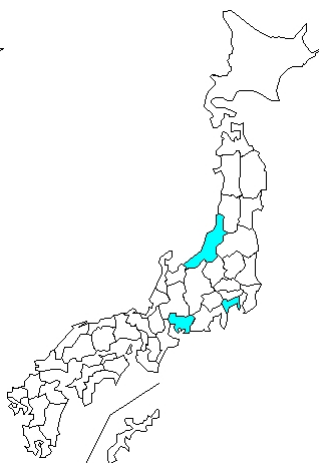
Reports of detection



9W  
(02/25-03/03)  
3 cases



10W  
(03/04-03/10)  
1 case



11W  
(03/11-03/17)  
3 cases



12W  
(03/18-03/24)  
no case

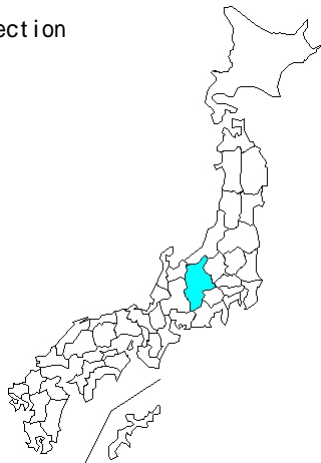
# Isolation/detection of enterovirus 71 by prefecture, 2013

(Infectious Agents Surveillance Report: Data based on the reports received before December 27, 2013 from public health institutes)

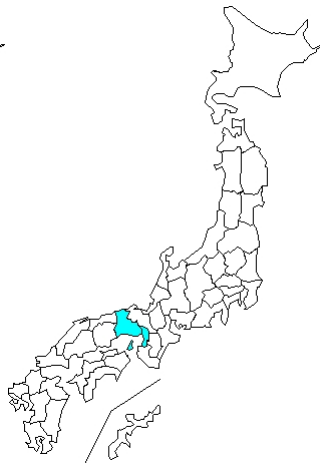
**IASR**

*Infectious Agents Surveillance Report*

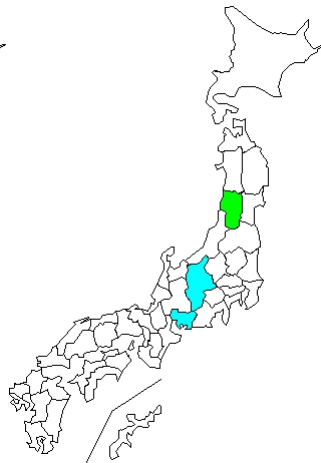
Reports of detection



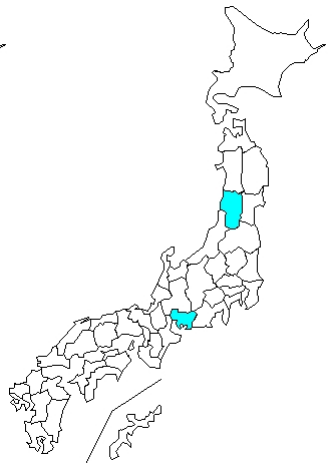
13W  
(03/25-03/31)  
1 case



14W  
(04/01-04/07)  
2 cases

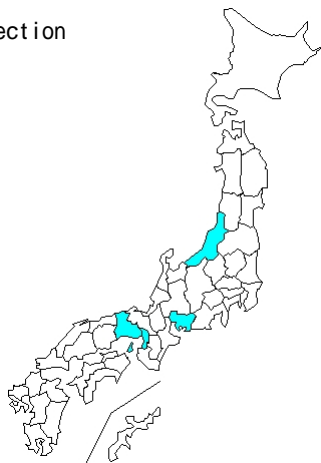


15W  
(04/08-04/14)  
5 cases



16W  
(04/15-04/21)  
2 cases

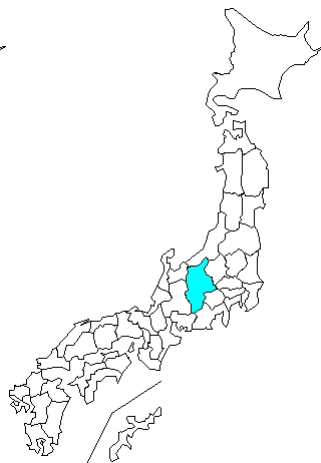
Reports of detection



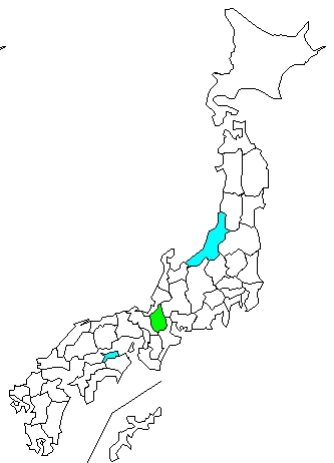
17W  
(04/22-04/28)  
4 cases



18W  
(04/29-05/05)  
1 case

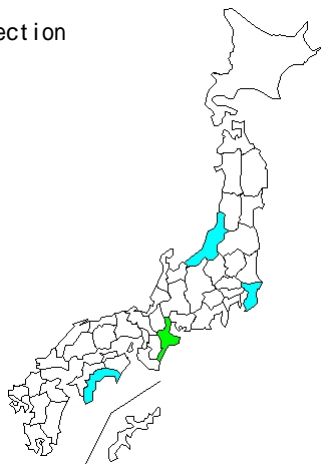


19W  
(05/06-05/12)  
1 case

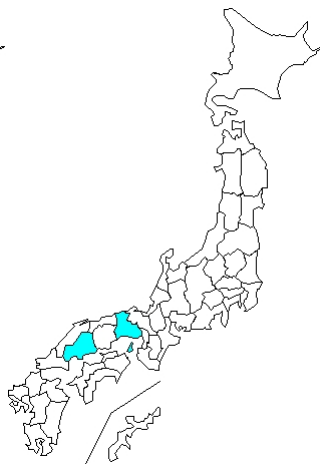


20W  
(05/13-05/19)  
4 cases

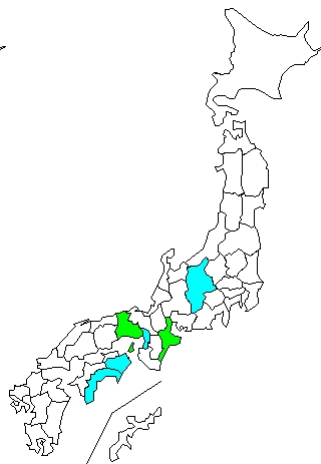
Reports of detection



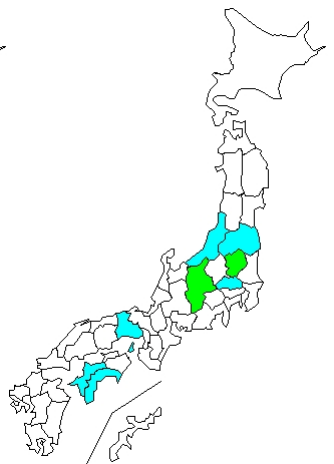
21W  
(05/20-05/26)  
5 cases



22W  
(05/27-06/02)  
2 cases



23W  
(06/03-06/09)  
8 cases



24W  
(06/10-06/16)  
11 cases

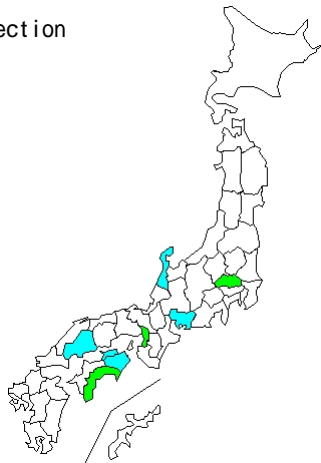
# Isolation/detection of enterovirus 71 by prefecture, 2013

(Infectious Agents Surveillance Report: Data based on the reports received before December 27, 2013 from public health institutes)

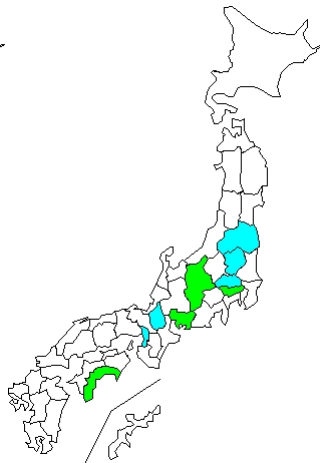
**IASR**

*Infectious Agents Surveillance Report*

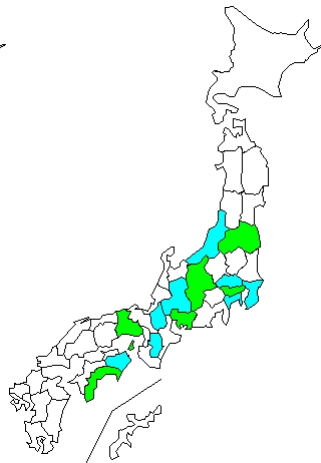
Reports of detection



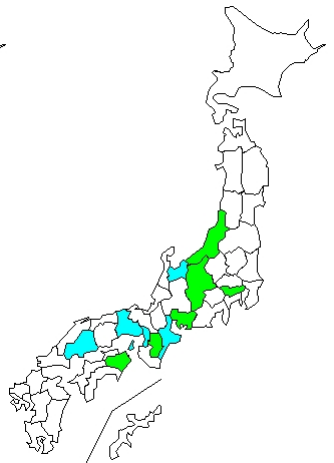
25W  
(06/17-06/23)  
11 cases



26W  
(06/24-06/30)  
14 cases

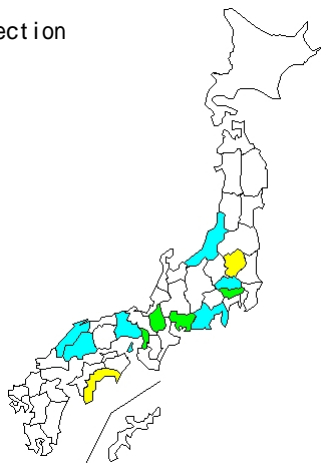


27W  
(07/01-07/07)  
24 cases

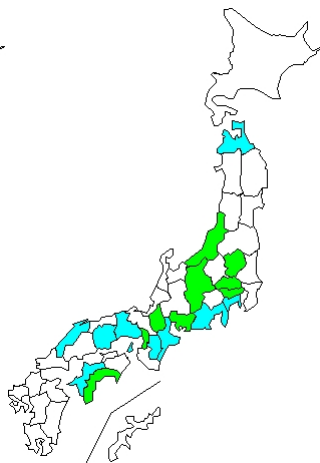


28W  
(07/08-07/14)  
20 cases

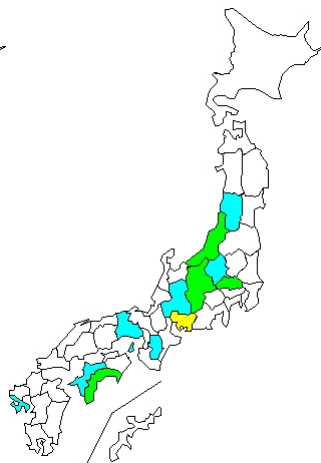
Reports of detection



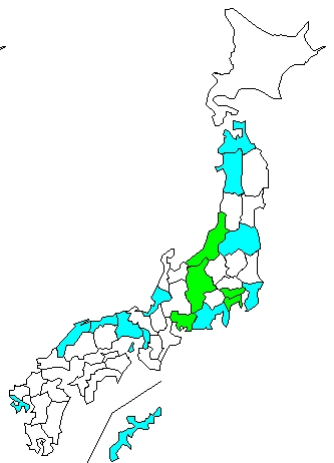
29W  
(07/15-07/21)  
33 cases



30W  
(07/22-07/28)  
32 cases

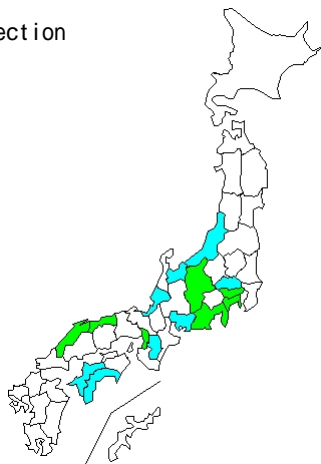


31W  
(07/29-08/04)  
25 cases

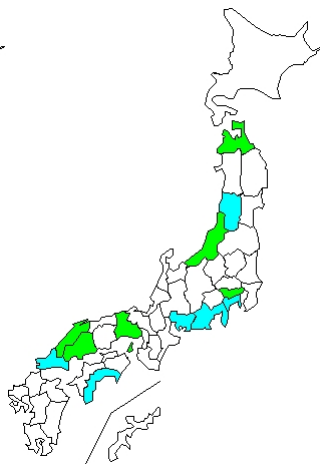


32W  
(08/05-08/11)  
26 cases

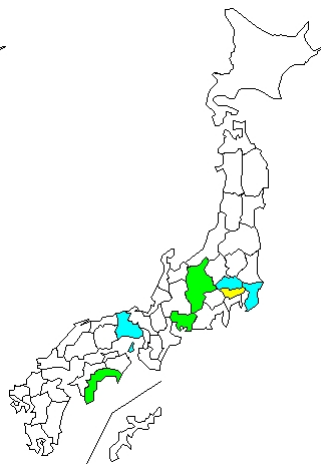
Reports of detection



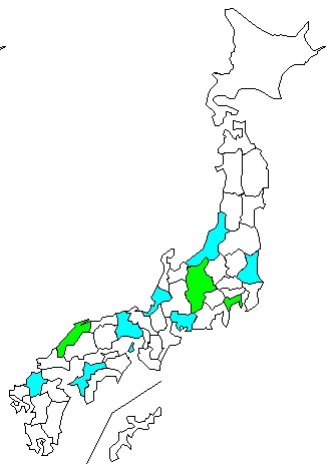
33W  
(08/12-08/18)  
28 cases



34W  
(08/19-08/25)  
19 cases



35W  
(08/26-09/01)  
15 cases



36W  
(09/02-09/08)  
16 cases

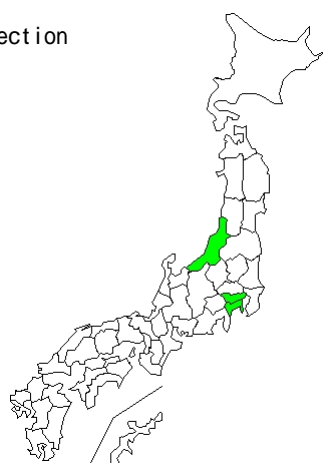
# Isolation/detection of enterovirus 71 by prefecture, 2013

(Infectious Agents Surveillance Report: Data based on the reports received before December 27, 2013 from public health institutes)

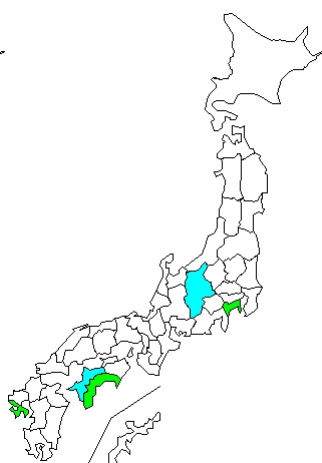
**IASR**

*Infectious Agents Surveillance Report*

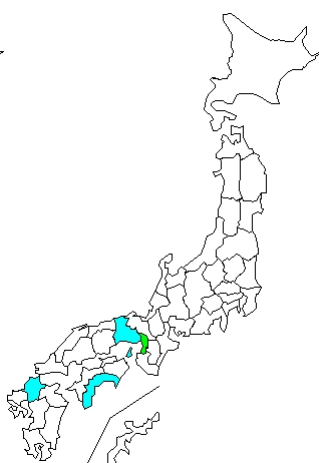
Reports of detection



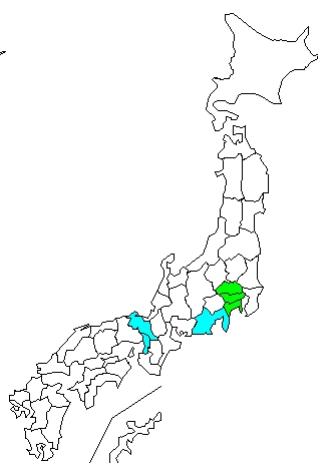
37W  
(09/09-09/15)  
9 cases



38W  
(09/16-09/22)  
8 cases

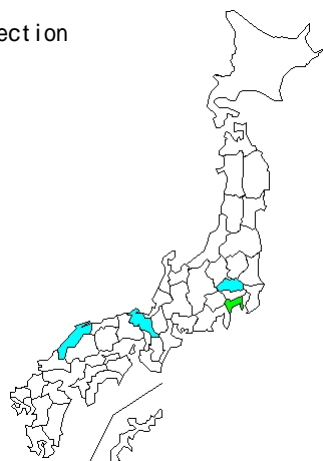


39W  
(09/23-09/29)  
5 cases

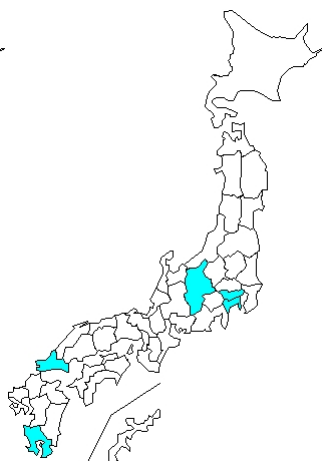


40W  
(09/30-10/06)  
10 cases

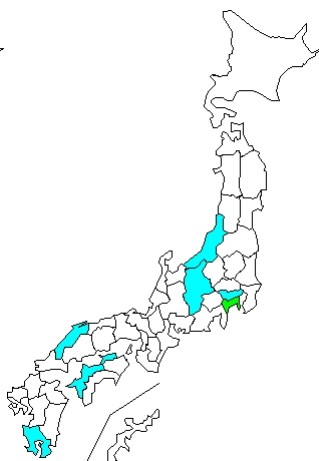
Reports of detection



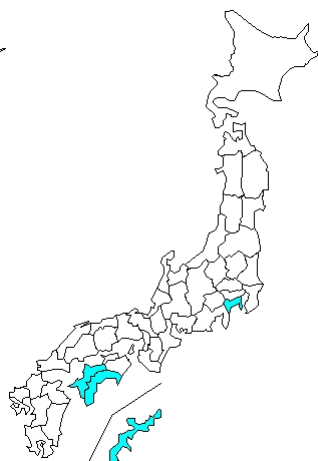
41W  
(10/07-10/13)  
5 cases



42W  
(10/14-10/20)  
5 cases



43W  
(10/21-10/27)  
10 cases

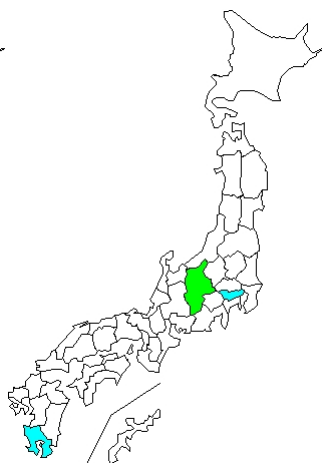


44W  
(10/28-11/03)  
4 cases

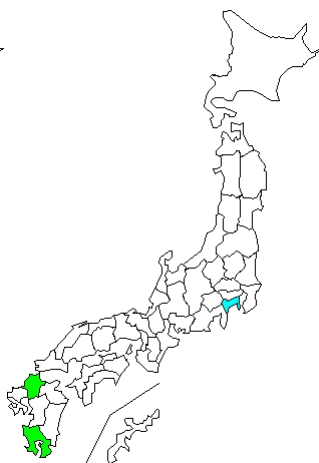
Reports of detection



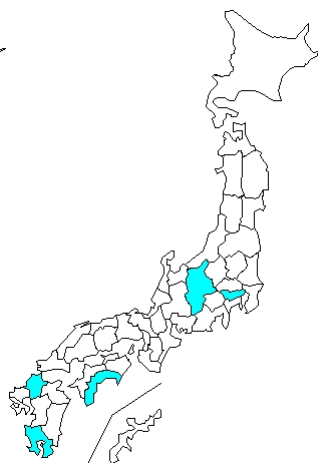
45W  
(11/04-11/10)  
2 cases



46W  
(11/11-11/17)  
4 cases



47W  
(11/18-11/24)  
5 cases



48W  
(11/25-12/01)  
5 cases

Reports of detection

